

	F440E	F441M
BALE		
Diameter	1.20m	1.25 - 1.35m
Width	1.20m	1.17m
PICK-UP		
Width / (DIN Width)	1.50m (1.37m DIN) / 1.90m (1.79m DIN)	2.00m (1.86m DIN)
Tines Bar	4 Tine Bars with Camtrack Design	
Crop Compressor	Compressor Rods	Compressor Shield or Roller Baffle (2m)
Gauge Wheels	Pneumatic, Fixed with 7 Positions	Pneumatic, Fixed or Castor Action
FEEDER		
Type	Forks	RotoFlow HC, MaxiCut HC13
Number of Knives		13
Knives Set		0-13
Unplugging System		RotoFlow HC & MaxiCut HC Full Width Drop
BALE CHAMBER		
Type	1 Ribbed Roll + Conveyor with 33 Slats	Multicrop: 7 Ribbed Rolls + Conveyor with 32 Slats Silage Special: 17 Ribbed Rolls (4 Reinforced)
Bale Dumping	Bale Ejector as base	Ramp as option
TWINE BINDING		
Twine System	Continuously Adjustable By Knob	2 Independant Arms as option
Boarding Capacity	4 Twine Spools	5 Twine Spools
NETRAPPING		
Net System	Option. Adjustable by 0.5 Turns	Option
Boarding Capacity	1 Roll	2 Net Rolls as base + 1 Roll as option
CoverEdge Compatibility	No	Yes
MONITORS		
Type	Control Box. Tying Launching Management	BaleTrak Easy or BaleTrak
DRIVE LINE		
PTO Speed		540 RPM
PTO Security/Capacity	Shear Bolt Driveline Security as base	90 kW shearbolt driveline security with RotoFlow 102 kW CamClutch with MaxiCut HC13
MAINTENANCE		
Auto Chain Lubrication		Option
TYRES		
Tyre Size	11.5/80-15.3 400/60-15.5	11.5/80-15.3 15/55-17 19/45-17 500/55-20
MINI POWER REQUIREMENT		
kW/hp	30/40	56/75

This literature has been compiled for broad circulation in Africa Middle East. While general information, pictures and descriptions are provided, some illustrations and text may include finance product options and accessories not available in all regions. Please contact your local dealer for details. John Deere reserves the right to change specification and design of products described in this literature without notice. The green and yellow colour scheme, the leaping deer logo and the JOHN DEERE word mark are trademarks of Deere & Company.

F-SERIES

BALERS



F-SERIES BALERS

RELIABLE, STRESS-FREE BALING. SEASON AFTER SEASON.

Our balers are economical, straightforward and robustly engineered to deliver exceptional uptime and maximise baling output when time is of the essence.



WHEAT



CORN



HAY & FORAGE




LIVESTOCK




INCREASED PRODUCTIVITY

- Performs well in dry crop conditions.
- High quality hay bales.
- Aggressive pick-up action with high performance feeder rake.
- Multi-crop capacity.
- Increased bale weight performance (+3,4%) reduces amount of bales to produce the same tonnage.
- Increased productivity saves time and money.




INCREASED UPTIME

- Quick hook-up and infield setup.
- Easy to replace net wrap roll.
- Complex-free for easy repairs and maintenance.




UNIQUE CROP CARE PACKAGING

John Deere offers CoverEdge™ netwrap which provides superior crop protection and reduces waste. You will only see clean fields when a John Deere Baler is around. Heavy duty pickups perform well even in challenging conditions.



STRESS-FREE BALING

When it's time to bring in the harvest you need to be ready to go at a moment's notice. The moisture content can make a real difference to the quality of your silage, hay or straw. John Deere Balers are designed for regular, low maintenance operation, enabling you to consistently produce dense bales, even with tough silage.



COST OF OPERATION

- Excellent value with a good price to benefit ratio.
- Cost-efficient independent baling.
- Minimised crop loss.
- Increases baler lifetime with conveyor clutch.



GENUINE JOHN DEERE PARTS

John Deere delivers quality parts that are tailored to enhance the performance, comfort, and reliability of your baler. Genuine baler parts operate and function perfectly as they are created when the baler is designed and developed. Your John Deere baler will stay as reliable as the day it was bought - for years and years to come.