

BACKHOE 310L & 315SL SERIES



JOHN DEERE

BACKHOE GET MORE DONE WITH ONE

Why run two machines when one will do? Whether you're loading trucks, busting up blacktop, placing pipe, digging trenches, or moving materials, an L-Series Backhoe is more than up to the task.

MAKE THE SHIFT

New powered sideshift option for the 315 P-TIER enables smooth side-to-side shifts in under 6 seconds, for more precise backhoe repositioning. Its design includes a series of two hydraulic cylinders used to shift the backhoe, eliminating the need for a chain-drive or pulley system. It's easily unlocked and controlled via the combination in-cab switch on the main control panel.

MULTITASKING, MULTIPURPOSE BUCKETS

Our optional multipurpose buckets have been enhanced to boost durability as well as allow operators to be more productive during backdragging, pushing, and grading applications. New clamshell design features tilt-free dumping, a third bolt-on cutting edge to boost serviceability, and improved hinge profile for minimized material spillage compared to previous offerings. It's also handy for picking up and transporting large rocks and debris.

POWERSHIFT™ TRANSMISSION

Provides smooth, on-the-go clutchless gear changes for the operator. AutoShift™ automatically shifts the PowerShift™ transmission to the appropriate gear. Simply set the control lever to the highest gear desired, and the transmission will optimally shift based on engine rpm and ground speed.

4-WHEEL DRIVE ON COMMAND

Limited-slip differential combined with mechanical-front-wheel drive (MFWD) provides true 4x4 performance and excellent traction in any ground conditions by delivering up to 65 percent of the available power to the wheel with the best traction.

CAB COMFORT FEATURES

- Optimized legroom and space for rotating between loader and backhoe operation.
- Enhanced "palm-on-top" loader-control grip.
- Efficient **Heating, Ventilation, and Air Conditioning** (HVAC) system.
- Multi-language monitor clearly displays machine diagnostics.

CONTROL THE RIDE AND LOAD

With optional ride control activated, front loader hydraulic cylinders act as a shock absorber, smoothing travel over rough terrain, helping full loads reach their destination and reducing operator fatigue.



310L & 315SL SERIES CHOOSE YOUR BACKHOE

310 L SERIES



Backhoe Structure Design: Centre Mount
Gross Peak Power: 61 (83 HP) @ 2000 rpm
Max. Standard Dipperstick Digging Depth: 4.27 m
(Extended Dipper Retracted is 4.3 m)
Standard Operating Weight: 6,898 kg
Loader Bucket Capacity: 0.96 m³
Backhoe Bucket Width: 610 mm
Height to Loader Bucket Hinge Pin: 3.43 m



315 SL SERIES



Backhoe Structure Design: Side Shift
Gross Peak Power: 71 kW (97 HP) @ 2000 rpm
Max. Standard Dipperstick Digging Depth: 4.08 m
Operating Weight: 7854 kg
Loader Bucket Capacity: 1 m³
Backhoe Bucket Width: 610 mm
Height to Bucket Hinge Pin: 3.45 m



HERE FOR YOU

Take advantage of our warranty 1yr or 2000hrs product warranty, with variable extended warranty options. We provide 24/7 parts & product support through our highly trained national dealer network & the in-country John Deere parts distribution centre. **Contact one of our reputable dealers today.**



NEED FINANCING?

At John Deere Financial our objective is to support you and your business to benefit from tailor-made asset finance, which saves you money in the process. To deliver the best possible service and solution to our clients, John Deere Financial is built on four key pillars, namely: Convenience, Commitment, Competitiveness and Insightfulness.


OPTIMISE PERFORMANCE

Leverage **Economy Mode** to optimize the fuel consumption and reduce operating costs.






JDLink™ telematics provides real time utilisation data and alerts to help you maximise productivity and efficiency while minimizing downtime.

Easy To Service

Wide-open ground-level access and grouped service points make it fast and easy to perform daily checks, greasing, and filter changes, so you can get to work quickly. LCD Hi-vis monitor streamlines access to vital data.



WANT TO KNOW MORE ABOUT JDLINK™?

www.deere.africa | africa@johndeere.com | Customer Care: 0800 983 821 | JohnDeereAME    John Deere  John Deere Africa & Middle East 

This literature has been compiled for broad circulation in Africa Middle East. While general information, pictures and descriptions are provided, some illustrations and text may include finance product options and accessories not available in all regions. Please contact your local dealer for details. John Deere reserves the right to change specification and design of products described in this literature without notice. The green and yellow colour scheme, the leaping deer logo and the JOHN DEERE word mark are trademarks of Deere & Company.